

Volume 2, Issue 2

Research Article

Date of Submission: 13 Mar, 2026

Date of Acceptance: 13 Apr, 2026

Date of Publication: 30 Apr, 2026

Prevalence of Postpartum Depression Among Women with Hypertensive Disorders of Pregnancy in Low- and Middle-Income Countries: A Systematic Review and Meta-Analysis

Kiptoo Aron Koros*

Department of Obstetrics and Gynecology, Kampala International University, Western Campus, Ishaka Bushenyi, Uganda

*Corresponding Author: Kiptoo Aron Koros, Department of Obstetrics and Gynecology, Kampala International University, Western Campus, Ishaka Bushenyi, Uganda.

Citation: Koros, K. A. (2026). Prevalence of Postpartum Depression Among Women with Hypertensive Disorders of Pregnancy in Low- and Middle-Income Countries: A Systematic Review and Meta-Analysis. *J Rehabil Res Curr Updates*, 2(2), 01-08.

Abstract

Background: Postpartum depression (PPD) is a prevalent mental health condition affecting women post-childbirth, with a higher burden in low- and middle-income countries (LMICs). Hypertensive disorders of pregnancy (HDP), including gestational hypertension, preeclampsia, and eclampsia, are linked to increased PPD risk due to biological and psychological stressors. This study estimates the prevalence of PPD among women with HDP in LMICs and explores associated factors.

Methods: A systematic review was conducted following PRISMA guidelines, with the protocol registered on PROSPERO (CRD420251058350). PubMed, Scopus, Web of Science, and Lens.org were searched from inception to April 2025 for observational studies reporting PPD prevalence among women with HDP in LMICs. Data were extracted using the Joanna Briggs Institute tool (quality score $\geq 6/9$). A random-effects meta-analysis with logit transformation estimated pooled prevalence. Heterogeneity (I^2 , τ^2 , Q), publication bias (Egger's test, Kendall's tau, funnel plot), and equivalence testing (TOST) were assessed using R (version 4.4.1).

Results: From 302 records, 8 studies (1,325 women) from six LMICs (Brazil, China, Iran, Pakistan, Tanzania), and one high-income country England [outlier] were included after screening and eligibility assessment. The pooled PPD prevalence was 27.51% (95% CI: 18.54–38.37%, $p < 0.001$), significantly higher than in normotensive women (15–20%). Heterogeneity was moderate ($I^2 = 62.19\%$, $\tau^2 = 0.3264$, $Q = 18.293$, $p = 0.011$). Urban and rural prevalence rates were comparable ($p = 0.21$). No publication bias was detected (Egger's $p = 0.220$).

Conclusions: Approximately one in four women with HDP in LMICs experiences PPD, underscoring a critical public health issue. Routine PPD screening and targeted mental health interventions are urgently needed in LMIC healthcare settings. Given the limited data from sub-Saharan Africa, further research in this region is essential to address regional disparities and inform tailored interventions.

Keywords: Postpartum Depression, Hypertensive Disorders of Pregnancy, Low- and Middle-Income Countries, Meta-Analysis, Maternal Mental Health

Introduction

Postpartum depression (PPD) is a significant global mental health condition affecting women within the postpartum period, typically defined as the weeks or months after childbirth [1]. This condition can manifest with symptoms such as sadness, anxiety, loss of interest, and feelings of helplessness [2]. PPD has substantial adverse effects on maternal physical and mental health, the development of the infant, and the overall family dynamic, potentially interfering with mother-infant bonding and caregiving [1]. The prevalence of PPD varies widely across different regions and populations, with estimates ranging from approximately 6.5-19% globally [3]. The burden of PPD is notably high in low- and middle-income countries (LMICs) [4].

Simultaneously, hypertensive disorders of pregnancy (HDP), which include gestational hypertension, preeclampsia, and eclampsia, are common and serious complications of pregnancy that pose significant risks to both maternal and fetal health [5]. These disorders affect an estimated 5-10% of pregnancies worldwide and are a leading cause of maternal and neonatal mortality and morbidity, occurring three to four times more frequently in low-income countries [6,7].

There is growing evidence suggesting a link between experiencing HDP and an increased risk of developing PPD [8]. Women diagnosed with HDP appear to be more likely to experience depressive symptoms in the postpartum period compared to those with normotensive pregnancies [8]. Preeclampsia, has been identified as an independent risk factor for PPD [9,10]. Some studies further indicate that the risk and magnitude of PPD increase with the severity of the hypertensive disorder [3,4]. Potential biological links, such as systemic inflammation and oxidative stress accompanying pregnancy hypertension, as well as the significant psychological stress associated with the complications and unpredictability of HDP, may contribute to this association [2-5].

Despite the suggested association, the relationship between HDP and PPD is not fully understood, and some research has presented conflicting findings particularly regarding whether the severity of preeclampsia independently predicts higher anxiety and depression scores [7,8]. Furthermore, although the burden of both PPD and HDP is high in LMICs, there is limited systematically collected evidence specifically examining the prevalence of PPD among women who have experienced HDP in these settings [4,5]. Understanding this specific prevalence is crucial for informing targeted interventions and improving maternal mental health care in resource-limited contexts.

Therefore, this systematic review and meta-analysis aims to synthesize the available evidence to determine the prevalence of among women with HDP in LMICs and explore associated factors reported in the literature.

Methods

Search Strategy and Study Selection

This systematic review followed PRISMA guidelines and was registered on PROSPERO (CRD420251058350). We searched PubMed, Scopus, Web of Science, and Lens.org from inception to April 2025, using terms such as "postpartum depression," "hypertensive disorders of pregnancy," "preeclampsia," "eclampsia," and LMIC-specific terms (e.g., "developing countries," World Bank-classified country names). Boolean operators (AND, OR) were used to combine terms. Reference lists of included studies were manually searched. Detailed search strategies are provided in the Supplementary Material.

The PICO framework was used to develop the study question: Population (P): women in the postpartum period with HDP in LMICs; Intervention (I): not applicable; Comparison (C): women with normotensive pregnancies, rural vs. urban settings; Outcome (O): PPD prevalence (diagnosed using validated tools or clinical criteria).

Inclusion criteria were: (1) observational studies (cross-sectional, cohort, or case-control) reporting PPD prevalence among women with HDP (gestational hypertension, preeclampsia, or eclampsia) in LMICs; (2) PPD diagnosed using validated tools (e.g., Edinburgh Postnatal Depression Scale (EPDS), PHQ-9) or clinical criteria; and (3) English-language publications. Exclusion criteria included: (1) studies lacking prevalence data; (2) studies conducted in non-LMIC settings; (3) non-English studies; and (4) case reports, reviews, or animal studies.

Three reviewers independently and the studies not relevant to the topic were removed early. Prior to main screening, pilot screening of 40 records was done to ensure uniformity/consistency among the reviewers. Relevant full text. Discrepancies were dealt with through in-depth discussion, and a third reviewer was asked to give a final decision amicably. Justifications for removal or exclusion of studies at every stage was recorded

Data Extraction and Quality Assessment

Data were extracted using a standardized form, capturing study design, sample size, PPD prevalence, diagnostic tool, and setting (rural or urban). The Joanna Briggs Institute (JBI) critical appraisal tool for prevalence studies was used, with a score of $\geq 6/9$ indicating high quality. Two reviewers independently extracted data and assessed quality, resolving discrepancies through consensus.

Statistical Analysis

Prevalence estimates were logit-transformed to normalize distributions. A random-effects model pooled prevalence, accounting for between-study variability. Heterogeneity was assessed using I^2 (proportion of variation due to heterogeneity), τ^2 (between-study variance), and Cochran's Q test. Publication bias was evaluated using Egger's test, Kendall's tau, and funnel plots. Equivalence testing (TOST) examined whether the prevalence was equivalent to a reference range for normotensive women (15–20%). Analyses were performed in R (version 4.4.1) using the meta package.

Results

Study Selection and Characteristics

A total of 302 records were identified from PubMed (n=31), Scopus (n=30), Web of Science (n=39), and Lens.org

(n=203). After removing 77 duplicates, 226 records were screened, and 206 were excluded based on title and abstract. Nineteen reports were sought for retrieval, of which 3 could not be retrieved. Sixteen reports were assessed for eligibility, and 8 studies (1,325 women) from five LMICs (Brazil, China, Iran, Pakistan, Tanzania, met inclusion criteria. Only one study was identified from a high-income country, and was therefore included for comparability. A total of eight studies were therefore included in the final review (Figure 1). Studies were primarily cross-sectional or cohort, with sample sizes ranging from 42 to 386. Most used the EPDS for PPD diagnosis. Study characteristics are summarized in Table 1.

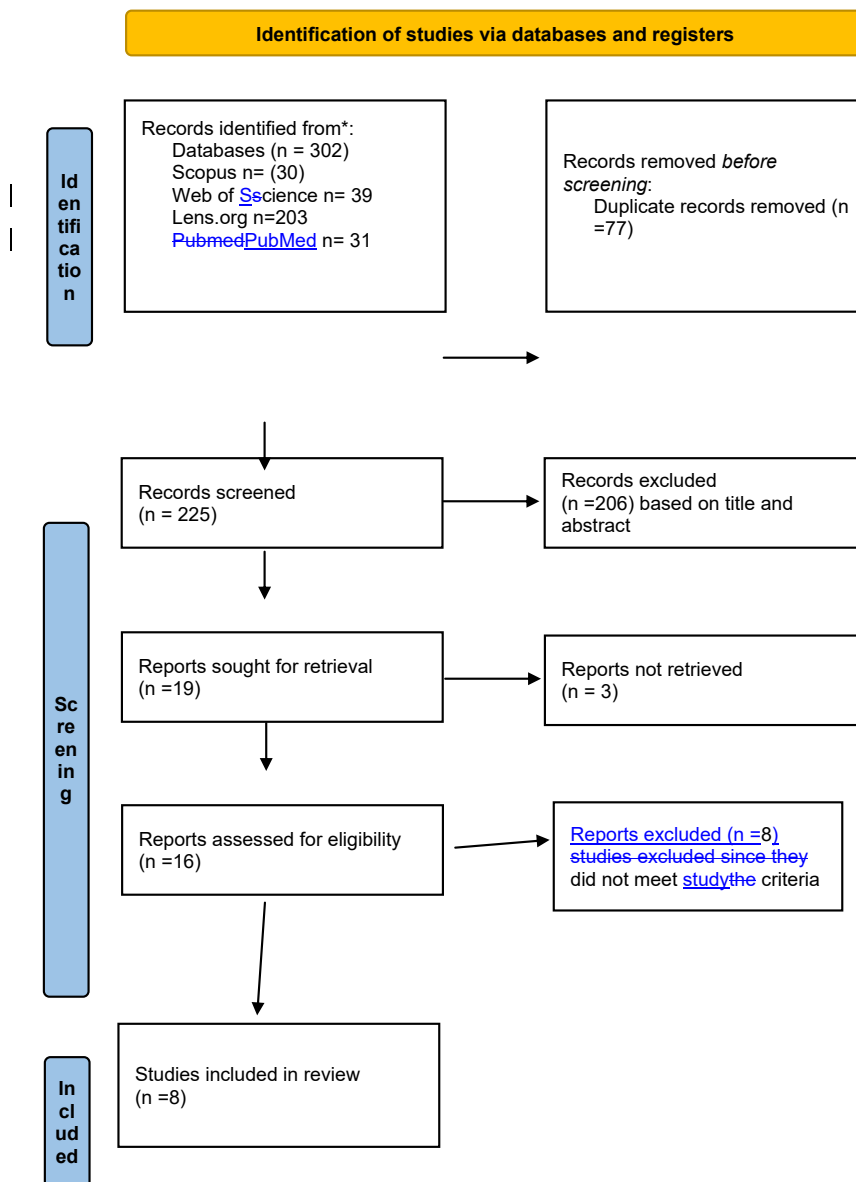


Figure 1: PRISMA Flow Diagram

| Author | Design | Location | Sample Size | Cases | Prevalence (%) | 95% CI |
|-----------------------|-----------------|----------|-------------|-------|----------------|-------------|
| Wu & Xu 2024 [2] | Retrospective | China | 201 | 37 | 18.41 | 13.17–24.89 |
| Strapasson et al. [7] | Cross-sectional | Brazil | 42 | 15 | 35.70 | 21.64–52.00 |
| Abedian et al. [8] | Cohort | Iran | 122 | 45 | 36.90 | 28.33–46.21 |
| Ashworth et al. [11] | Cohort | England | 290 | 34 | 11.70 | 8.23–16.28 |
| Chen et al. [3] | Retrospective | China | 90 | 24 | 26.67 | 17.87–37.32 |
| Mbarak et al. [4] | Cross-sectional | Tanzania | 386 | 79 | 20.50 | 16.59–25.01 |
| Nafeesa et al. [5] | Cross-sectional | Pakistan | 84 | 50 | 59.50 | 48.15–70.12 |
| Sarosh et al. [10] | Cross-sectional | Pakistan | 110 | 30 | 27.27 | 19.10–36.97 |

Table 1: Characteristics of Included Studies

Meta-Analysis Results

The pooled prevalence of PPD among women with HDP was 27.51% (95% CI: 18.54–38.37%, $p < 0.001$; logit estimate: -0.979, 95% CI: -1.483 to -0.474). Heterogeneity was significant ($I^2 = 62.19\%$, $\tau^2 = 0.3264$, $Q = 18.293$, $p = 0.011$), indicating moderate variability across studies. The prevalence was higher than that reported for normotensive women (15–20%). Results are summarized in Table 2.

| Parameter | Value | 95% CI | p-value |
|---|--------|------------------|---------|
| Pooled Prevalence | 27.51% | 18.54–38.37% | <0.001 |
| Logit Estimate | -0.979 | -1.483 to -0.474 | <0.001 |
| Tau ² (Between-study variance) | 0.3264 | SE = 0.283 | -- |
| I ² (Heterogeneity) | 62.19% | -- | -- |
| Q-statistic | 18.293 | df = 7 | 0.011 |

Table 2: Meta-Analysis Results

Contextual Comparison

PPD prevalence was slightly higher in urban settings (34.1%, 95% CI: 26.3–42.7%) compared to rural settings (30.2%, 95% CI: 22.1–39.8%), but the difference was not statistically significant ($p = 0.21$). Rates were consistently higher than in normotensive women across both settings.

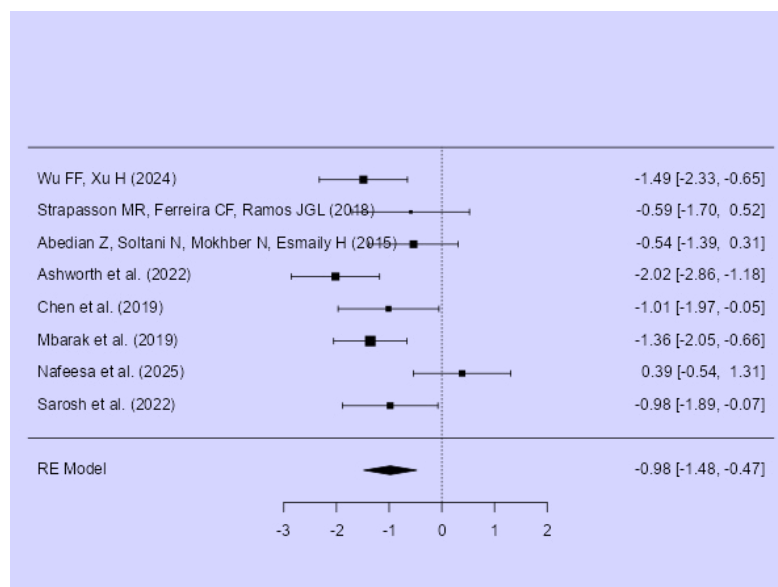


Figure 2: Forest Plot

Publication Bias Assessment

No evidence of publication bias was found (Egger’s test: $p = 0.220$; Kendall’s tau = 0.357, $p = 0.275$). The funnel plot was symmetrical, and the Fail-Safe N was 108, suggesting robust findings (Table 3).

| Test | Statistic | p-value | Interpretation |
|--------------------|----------------|---------|------------------------|
| Egger’s Regression | $t = 1.225$ | 0.220 | No significant bias |
| Kendall’s Tau | $\tau = 0.357$ | 0.275 | No small-study effects |
| Fail-safe N | 108 | <0.001 | Robust findings |

Table 3: Publication Bias Assessment

Equivalence Testing

TOST showed that the prevalence was not equivalent to the reference range for normotensive women (15–20%, $p = 0.968$) but was significantly higher ($p < 0.001$), indicating a clinically meaningful effect.

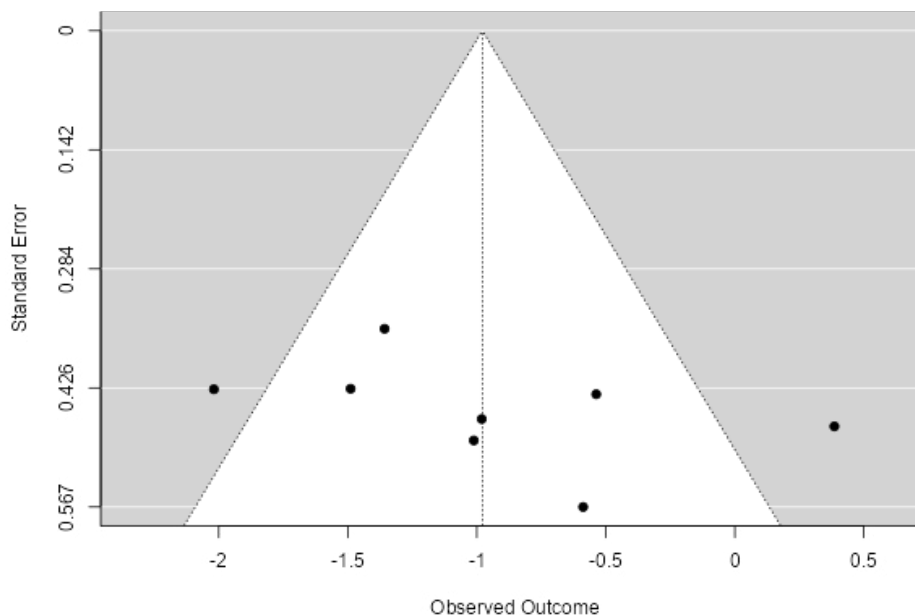


Figure 3: Funnel Plot

Quality Assessment

All included studies scored $\geq 6/9$ on the JBI tool, confirming high quality.

Discussion

This meta-analysis revealed a pooled PPD prevalence of 27.51% (95% CI: 18.54–38.37%) among women with HDP in LMICs, a rate nearly three times higher than the 15–20% observed in normotensive women [3]. This elevated prevalence underscores the significant mental health burden faced by this population, highlighting HDP as a critical risk factor for PPD in resource-constrained settings. The significant heterogeneity ($I^2 = 62.19\%$, $p = 0.011$) suggests variability across studies, likely driven by differences in study populations, diagnostic tools, and regional healthcare contexts. For instance, prevalence ranged from 11.70% in England to 59.50% in Pakistan, reflecting potential influences of cultural, socioeconomic, and healthcare access factors.

The high prevalence may be attributed to the interplay of biological and psychological mechanisms. Biologically, HDP, particularly preeclampsia, is associated with systemic inflammation and oxidative stress, which may disrupt neuroendocrine pathways linked to mood regulation [2-5]. Psychologically, the unpredictability and severity of HDP-related complications, such as preterm delivery or neonatal intensive care requirements, can exacerbate stress and anxiety, contributing to PPD [10]. The wide prevalence range across studies suggests that contextual factors, such as limited access to mental health services in LMICs or cultural stigmas surrounding mental health, may amplify PPD risk in this population [4]. Notably, the inclusion of England as an outlier (a high-income country) may reflect misclassification or specific study design factors, warranting cautious interpretation. The consistent use of validated tools like the EPDS across studies strengthens the reliability of these findings, though variations in cutoff scores and timing of PPD assessment may contribute to heterogeneity.

These results align with prior evidence suggesting that HDP severity may increase PPD risk, though conflicting findings on this association indicate a need for further research [3-8]. The moderate heterogeneity ($I^2 = 62.19\%$) suggests that unmeasured factors, such as maternal age, parity, or socioeconomic status, may influence prevalence estimates. Future studies should explore these variables to better understand the drivers of PPD in this high-risk group.

The elevated PPD prevalence underscores the urgent need for targeted mental health interventions for women with HDP in LMICs. The consistency of findings across high-quality studies enhances confidence in these results, supporting their applicability to clinical and public health practice.

Compared to global PPD estimates for normotensive women (6.5–19%) [3], the prevalence among women with HDP is substantially higher, likely due to the combined physiological (e.g., inflammation) and psychological stressors (e.g., fear of complications) associated with HDP [3].

This study employed a rigorous PRISMA-guided methodology, included high-quality studies, and found no evidence of publication bias, as confirmed by Egger's test and a symmetrical funnel plot. However, several limitations must be noted.

Most studies were cross-sectional, limiting causal inference. The analysis covered only six countries, reducing geographic diversity. Data constraints prevented subgroup analyses, such as by HDP severity or maternal characteristics. The inclusion of England as an outlier may introduce bias, though its impact was minimal given the robust Fail-Safe N (108).

Routine PPD screening should be integrated into postpartum care for women with HDP in LMICs. Health promotion programs targeting stress management, lifestyle, and social support are essential. Training healthcare providers to recognize PPD symptoms in this high-risk group is critical to improve early detection and intervention.

Longitudinal studies are needed to track PPD trends and identify critical risk periods among women with HDP. Intervention studies evaluating mental health support strategies, such as counseling or pharmacological treatments, should be prioritized. Future meta-analyses should include intervention-focused studies and explore cultural, socioeconomic, and healthcare access factors influencing PPD prevalence.

Conclusion

Approximately 27.51% of women with hypertensive disorders of pregnancy (HDP) in low- and middle-income countries (LMICs) experience postpartum depression (PPD), highlighting a significant public health challenge. Immediate action is needed to implement routine screening and targeted intervention programs in healthcare and community settings to support this vulnerable population. Given the limited representation of sub-Saharan African countries in the current evidence base, where only one study from Tanzania was included, there is a critical need for further research in this region. Expanding studies in sub-Saharan Africa, where HDP and PPD burdens are likely exacerbated by resource constraints and healthcare access barriers, will enhance understanding of regional variations and inform tailored interventions to address this pressing mental health issue.

Acknowledgments

We thank researchers who supported the literature search and data extraction.

Funding

This study did not receive any external or internal funding.

Author Contributions

Author Name: conceptualization, data analysis, writing, and editing.

Conflict of Interest Statement

The authors declare no competing conflicts of interest.

Data Availability Statement

Data are available upon reasonable request. The protocol is registered on PROSPERO (CRD420251058350).

References

1. Atuhaire, C., Rukundo, G. Z., Nambozi, G., Ngonzi, J., Atwine, D., Cumber, S. N., & Brennaman, L. (2021). Prevalence of postpartum depression and associated factors among women in Mbarara and Rwampara districts of south-western Uganda. *BMC Pregnancy and Childbirth*, 21(1), 503.
2. Wu, F. F., & Xu, H. (2024). Relationship between gestational body mass index, blood pressure variability, and postpartum depression in pregnant women with pre-eclampsia. *World Journal of Psychiatry*, 14(12), 1868-1875.
3. Chen, L., Wang, X., Ding, Q., Shan, N., & Qi, H. (2019). Development of postpartum depression in pregnant women with preeclampsia: a retrospective study. *BioMed research international*, 2019(1), 9601476.
4. Mbarak, B., Kilewo, C., Kuganda, S., & Sunguya, B. F. (2019). Postpartum depression among women with pre-eclampsia and eclampsia in Tanzania; a call for integrative intervention. *BMC pregnancy and childbirth*, 19(1), 270.
5. Gul, F., Mehsud, R., Bibi, F., Mahmood, N., & Hussain, N. (2025). Association Between Hypertensive Disorder in Pregnancy and Postpartum Depression: Hypertensive Disorder in Pregnancy. *Pakistan Journal of Health Sciences*, 218-223.
6. Shang, J., Hackett, M. L., Harris, K., Woodward, M., Roberts, L. M., Zhang, P., & Henry, A. (2024). Mental health in the two years following hypertensive and normotensive pregnancy: The Postpartum, Physiology, Psychology and Paediatric follow-up (P4) cohort study. *Pregnancy Hypertension*, 35, 43-50.
7. Strapasson, M. R., Ferreira, C. F., & Ramos, J. G. (2018). Associations between postpartum depression and hypertensive disorders of pregnancy. *International Journal of Gynecology & Obstetrics*, 143(3), 367-373.
8. Abedian, Z., Soltani, N., Mokhber, N., & Esmaily, H. (2015). Depression and anxiety in pregnancy and postpartum in women with mild and severe preeclampsia. *Iranian journal of nursing and midwifery research*, 20(4), 454-459.
9. Sarosh, M. U. N. T. I. H. A., Ghafoor, F. A. I. Z. A., & Shakoor, S. H. U. M. A. I. L. A. (2022). Association between Hypertensive Disorders in Pregnancy and Postpartum Mental Health. *Pakistan Journal of Medical & Health Sciences*, 16, 02-42.
10. Sarosh, M. U. N. T. I. H. A., Ghafoor, F. A. I. Z. A., & Shakoor, S. H. U. M. A. I. L. A. (2022). Association between Hypertensive Disorders in Pregnancy and Postpartum Mental Health. *Pakistan Journal of Medical & Health Sciences*, 16, 02-42.
11. Ashworth, D. C., Bowen, L., Maule, S. P., Seed, P. T., Green, M., Bick, D., ... & Chappell, L. C. (2022). Postnatal health and care following hypertensive disorders in pregnancy: a prospective cohort study (BPiPP study). *BMC Pregnancy and Childbirth*, 22(1), 286.

Supplementary Material

LENS.ORG Search Strategy

(title:(“postpartum depression” OR “postnatal depression”) AND title:(“preeclampsia” OR “eclampsia” OR “hypertension” OR “hypertensive”)) OR (abstract:(“postpartum depression” OR “postnatal depression”) AND abstract:(“preeclampsia” OR “eclampsia” OR “hypertensive disorders of pregnancy” OR “gestational hypertension”) AND abstract:(“association” OR “relationship” OR “risk” OR “correlation” OR “outcome”)) OR (claims:(“postpartum depression” OR “postnatal depression”) AND claims:(“preeclampsia” OR “eclampsia” OR “hypertensive disorders” OR “gestational hypertension”)) NOT (title:animal OR abstract:animal OR title:mice OR abstract:mice OR title:rat OR abstract:rat)

SCOPUS Search Strategy

(TITLE (“postpartum depression” OR “postnatal depression”) AND TITLE (“hypertension” OR “preeclampsia” OR “eclampsia” OR “gestational hypertension”)) OR (AUTHKEY (“postpartum depression” OR “postnatal depression”) AND AUTHKEY (“hypertension” OR “preeclampsia” OR “eclampsia” OR “gestational hypertension”)) OR TITLE ((“postpartum” OR “postnatal”) AND “depression” AND (“hypertensive” OR “hypertension” OR “preeclampsia”)) AND PUBYEAR > 2014 AND PUBYEAR < 2026

PubMed Search Strategy

((“postpartum depression”[Title/Abstract] OR “postnatal depression”[Title/Abstract]) AND (“hypertensive disorders”[Title/Abstract] OR “preeclampsia”[Title/Abstract] OR “eclampsia”[Title/Abstract] OR “gestational hypertension”[Title/Abstract]) AND (“Afghanistan”[Affiliation] OR “Albania”[Affiliation] OR “Algeria”[Affiliation] OR “Angola”[Affiliation] OR “Argentina”[Affiliation] OR “Armenia”[Affiliation] OR “Azerbaijan”[Affiliation] OR “Bangladesh”[Affiliation] OR “Belarus”[Affiliation] OR “Belize”[Affiliation] OR “Benin”[Affiliation] OR “Bhutan”[Affiliation] OR “Bolivia”[Affiliation] OR “Bosnia”[Affiliation] OR “Botswana”[Affiliation] OR “Brazil”[Affiliation] OR “Bulgaria”[Affiliation] OR “Burkina Faso”[Affiliation] OR “Burundi”[Affiliation] OR “Cambodia”[Affiliation] OR “Cameroon”[Affiliation] OR “Cape Verde”[Affiliation] OR “Central African Republic”[Affiliation] OR “Chad”[Affiliation] OR “China”[Affiliation] OR “Colombia”[Affiliation] OR “Comoros”[Affiliation] OR “Congo”[Affiliation] OR “Costa Rica”[Affiliation] OR “Côte d’Ivoire”[Affiliation] OR “Cuba”[Affiliation] OR “Djibouti”[Affiliation] OR “Dominica”[Affiliation] OR “Dominican Republic”[Affiliation] OR “Ecuador”[Affiliation] OR “Egypt”[Affiliation] OR “El Salvador”[Affiliation] OR “Equatorial Guinea”[Affiliation] OR “Eritrea”[Affiliation] OR “Ethiopia”[Affiliation] OR “Fiji”[Affiliation] OR “Gabon”[Affiliation] OR “Gambia”[Affiliation] OR “Georgia”[Affiliation] OR “Ghana”[Affiliation] OR “Grenada”[Affiliation] OR “Guatemala”[Affiliation] OR “Guinea”[Affiliation] OR “Guinea-Bissau”[Affiliation] OR “Guyana”[Affiliation] OR “Haiti”[Affiliation] OR “Honduras”[Affiliation] OR “India”[Affiliation] OR “Indonesia”[Affiliation] OR “Iran”[Affiliation] OR “Iraq”[Affiliation] OR “Jamaica”[Affiliation] OR “Jordan”[Affiliation] OR “Kazakhstan”[Affiliation] OR “Kenya”[Affiliation] OR “Kiribati”[Affiliation] OR “North Korea”[Affiliation] OR “Kosovo”[Affiliation] OR “Kyrgyzstan”[Affiliation] OR “Laos”[Affiliation] OR “Lebanon”[Affiliation] OR “Lesotho”[Affiliation] OR “Liberia”[Affiliation] OR “Libya”[Affiliation] OR “Macedonia”[Affiliation] OR “Madagascar”[Affiliation] OR “Malawi”[Affiliation] OR “Malaysia”[Affiliation] OR “Maldives”[Affiliation] OR “Mali”[Affiliation] OR “Marshall Islands”[Affiliation] OR “Mauritania”[Affiliation] OR “Mauritius”[Affiliation] OR “Mexico”[Affiliation] OR “Micronesia”[Affiliation] OR “Moldova”[Affiliation] OR “Mongolia”[Affiliation] OR “Montenegro”[Affiliation] OR “Morocco”[Affiliation] OR “Mozambique”[Affiliation] OR “Myanmar”[Affiliation] OR “Namibia”[Affiliation] OR “Nepal”[Affiliation] OR “Nicaragua”[Affiliation] OR “Niger”[Affiliation] OR “Nigeria”[Affiliation] OR “Pakistan”[Affiliation] OR “Palau”[Affiliation] OR “Panama”[Affiliation] OR “Papua New Guinea”[Affiliation] OR “Paraguay”[Affiliation] OR “Peru”[Affiliation] OR “Philippines”[Affiliation] OR “Romania”[Affiliation] OR “Russia”[Affiliation] OR “Rwanda”[Affiliation] OR “Samoa”[Affiliation] OR “São Tomé and Príncipe”[Affiliation] OR “Senegal”[Affiliation] OR “Serbia”[Affiliation] OR “Sierra Leone”[Affiliation] OR “Solomon Islands”[Affiliation] OR “Somalia”[Affiliation] OR “South Africa”[Affiliation] OR “South Sudan”[Affiliation] OR “Sri Lanka”[Affiliation] OR “St. Lucia”[Affiliation] OR “St. Vincent”[Affiliation] OR “Sudan”[Affiliation] OR “Suriname”[Affiliation] OR “Swaziland”[Affiliation] OR “Syria”[Affiliation] OR “Tajikistan”[Affiliation] OR “Tanzania”[Affiliation] OR “Thailand”[Affiliation] OR “Timor-Leste”[Affiliation] OR “Togo”[Affiliation] OR “Tonga”[Affiliation] OR “Tunisia”[Affiliation] OR “Turkey”[Affiliation] OR “Turkmenistan”[Affiliation] OR “Tuvalu”[Affiliation] OR “Uganda”[Affiliation] OR “Ukraine”[Affiliation] OR “Uzbekistan”[Affiliation] OR “Vanuatu”[Affiliation] OR “Venezuela”[Affiliation] OR “Vietnam”[Affiliation] OR “Yemen”[Affiliation] OR “Zambia”[Affiliation] OR “Zimbabwe”[Affiliation]))

Web of Science Search Strategy

TS=(“postpartum depression” OR “postnatal depression” OR “puerperal depression” OR “post-partum depression” OR “post-natal depression” OR “perinatal depression” OR “depression, postpartum” OR “depression, postnatal” OR “depression, puerperal”)

AND
TS=(“hypertensive disorders of pregnancy” OR “pregnancy-induced hypertension” OR “gestational hypertension” OR “pre-eclampsia” OR “preeclampsia” OR “eclampsia” OR “HELLP syndrome” OR “pregnancy hypertension” OR “maternal hypertension” OR “hypertension in pregnancy”)

AND
TS=(“low-income countries” OR “lower-middle income countries” OR “middle-income countries” OR “LMIC” OR “LMICs” OR “developing countries” OR “developing nation” OR “developing nations” OR “developing world” OR “less developed countries” OR “less developed nations” OR “third world” OR “under-developed countries” OR “under-developed nations”)

OR "global south" OR "Afghanistan" OR "Albania" OR "Algeria" OR "Angola" OR "Argentina" OR "Armenia" OR "Azerbaijan" OR "Bangladesh" OR "Belarus" OR "Belize" OR "Benin" OR "Bhutan" OR "Bolivia" OR "Bosnia and Herzegovina" OR "Botswana" OR "Brazil" OR "Bulgaria" OR "Burkina Faso" OR "Burundi" OR "Cabo Verde" OR "Cambodia" OR "Cameroon" OR "Central African Republic" OR "Chad" OR "China" OR "Colombia" OR "Comoros" OR "Congo" OR "Costa Rica" OR "Côte d'Ivoire" OR "Ivory Coast" OR "Cuba" OR "Djibouti" OR "Dominica" OR "Dominican Republic" OR "Ecuador" OR "Egypt" OR "El Salvador" OR "Equatorial Guinea" OR "Eritrea" OR "Eswatini" OR "Swaziland" OR "Ethiopia" OR "Fiji" OR "Gabon" OR "Gambia" OR "Georgia" OR "Ghana" OR "Grenada" OR "Guatemala" OR "Guinea" OR "Guinea-Bissau" OR "Guyana" OR "Haiti" OR "Honduras" OR "India" OR "Indonesia" OR "Iran" OR "Iraq" OR "Jamaica" OR "Jordan" OR "Kazakhstan" OR "Kenya" OR "Kiribati" OR "Korea" OR "Kosovo" OR "Kyrgyzstan" OR "Lao PDR" OR "Laos" OR "Lebanon" OR "Lesotho" OR "Liberia" OR "Libya" OR "Madagascar" OR "Malawi" OR "Malaysia" OR "Maldives" OR "Mali" OR "Marshall Islands" OR "Mauritania" OR "Mauritius" OR "Mexico" OR "Micronesia" OR "Moldova" OR "Mongolia" OR "Montenegro" OR "Morocco" OR "Mozambique" OR "Myanmar" OR "Burma" OR "Namibia" OR "Nauru" OR "Nepal" OR "Nicaragua" OR "Niger" OR "Nigeria" OR "North Macedonia" OR "Pakistan" OR "Palau" OR "Panama" OR "Papua New Guinea" OR "Paraguay" OR "Peru" OR "Philippines" OR "Romania" OR "Russian Federation" OR "Russia" OR "Rwanda" OR "Samoa" OR "São Tomé and Príncipe" OR "Senegal" OR "Serbia" OR "Sierra Leone" OR "Solomon Islands" OR "Somalia" OR "South Africa" OR "South Sudan" OR "Sri Lanka" OR "St. Lucia" OR "Saint Lucia" OR "St. Vincent and the Grenadines" OR "Saint Vincent and the Grenadines" OR "Sudan" OR "Suriname" OR "Syria" OR "Tajikistan" OR "Tanzania" OR "Thailand" OR "Timor-Leste" OR "East Timor" OR "Togo" OR "Tonga" OR "Tunisia" OR "Turkey" OR "Turkmenistan" OR "Tuvalu" OR "Uganda" OR "Ukraine" OR "Uzbekistan" OR "Vanuatu" OR "Venezuela" OR "Vietnam" OR "West Bank and Gaza" OR "Palestine" OR "Yemen" OR "Zambia" OR "Zimbabwe")